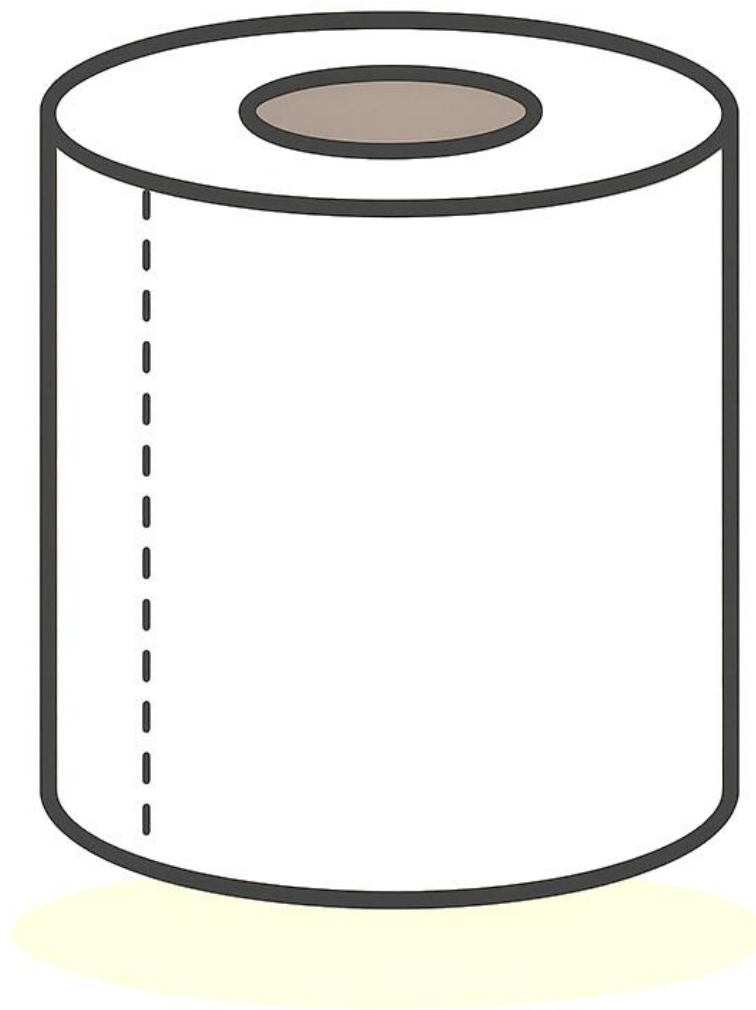


Hi! I'm Lewis Roll, but you can call me 'Lou'.

You may recognise me from the Royal Spa Centre's annual Pantomime – where I regularly feature in the '12 Days of Panto' song, along with my 4 siblings... "five toilet rolls!"

Anyway, enough about me!

I'm super excited to say that we're running a competition!




Create your own 'Lou Roll' pantomime character by drawing or collaging onto this blank roll.


Send photographs of your character to
spa.marketing@warwickdc.gov.uk
or pop this sheet into the Box Office at the Royal Pump Rooms.

Our panto cast will choose their favourite – and the winning character will receive 4 FREE tickets to next year's panto (2026/7)!

My Character is called:



Feeling super-creative? Build your own 'Lou Roll' pantomime character?!



Send photographs of your final character to
spa.marketing@warwickdc.gov.uk
or take it to the Box Office at the
Royal Pump Rooms.

Further details can be found on
our website:


<https://bit.ly/4oXEdYU>



My Character is called:

You Will Need

- 1 Toilet roll
- Pens or crayons
- Googly eyes (or paper eyes)
- Pipe cleaners of string/wool
- Glue
- Scissors



! Always ask an adult to help with scissors and glue

1. Draw the Face



Glue on the
googly eyes
(or draw your
own). Draw a
mouth, nose
or any other
features.

2. Add Arms

- Cut a pipe cleaner in half
- Ask an adult to help poke small holes in the sides of the roll.
- Push pipe cleaner pieces through to make arms

3. Add Legs

- Cut another pipe cleaner in half.
- Glue or tape the pieces inside the bottom of the roll so they hang down as legs.

4. Decorate

- Wrap paper, card, or fabric around the roll to make clothes.
- Use wool and string to make hair / paper to make a hat.

5. Let It Dry

- Leave your character to dry.

**To enter the prize draw,
we'll need to know the
following:**

Your name:

Your email address:

Full terms and conditions
can be found on our
website:

<https://bit.ly/4oXEdYU>

