

**WARWICK DISTRICT COUNCIL**



**GENERAL STATISTICS**

Area	28,288 Hectares
Population (projected estimate 2012)	144,531
Number of Town / Parish Areas	35
Number of Council Houses (Estimated 31 March 2012)	5,609
Council Tax Base 2012/13 (Band D Equivalent)	53,460.83

Website: <http://www.warwickdc.gov.uk>

# **WARWICK DISTRICT COUNCIL**

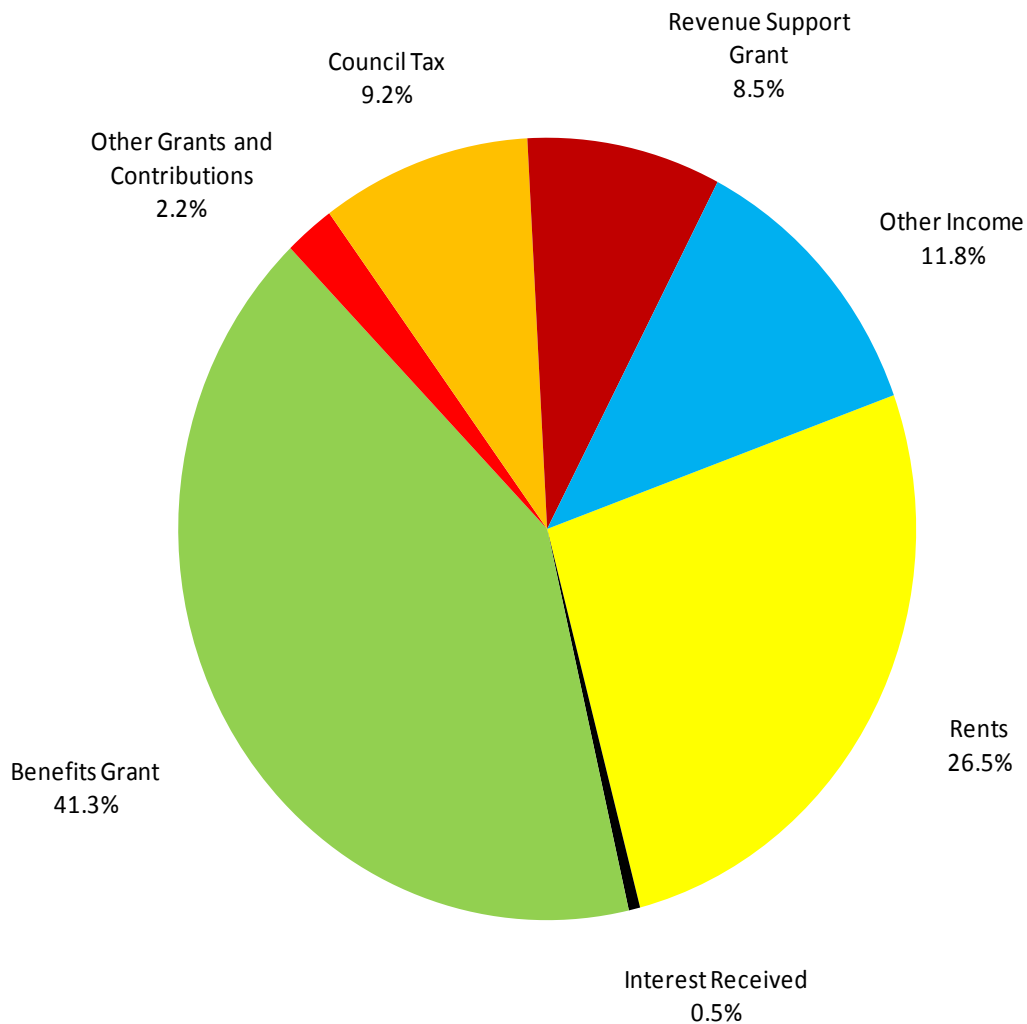
## **GENERAL SUMMARY**

	NET EXPENDITURE				Rev
	Actual	Original	Revised	Original	Page
	2010/11	Estimate	Estimate	Estimate	
	£	2011/12	2011/12	2012/13	
		£	£	£	
<b>Portfolio Service Expenditure:</b>					
COMMUNITY and CORPORATE SERVICES	835,961	665,611	1,237,700	493,267	6
CULTURE	5,085,280	4,662,900	4,791,600	4,307,800	24
DEVELOPMENT	2,054,934	2,420,300	2,938,600	2,446,500	44
ENVIRONMENT and COMMUNITY PROTECTION	1,646,126	1,743,600	1,675,800	1,384,400	62
FINANCE	(1,329,030)	2,517,500	1,685,000	1,971,200	79
HOUSING and PROPERTY - GENERAL FUND	978,652	2,598,000	3,185,500	2,287,400	93
HOUSING REVENUE ACCOUNT	-	-	-	-	105
NEIGHBOURHOOD SERVICES	6,050,442	5,343,000	5,434,700	5,258,300	119
STRATEGIC LEADERSHIP	1,420,706	1,282,300	1,279,900	1,124,400	132
<b>NET COST OF SERVICES</b>	<b>16,743,071</b>	<b>21,233,211</b>	<b>22,228,800</b>	<b>19,273,267</b>	
Replacement of Notional with Actual Cost of Capital					
- Deduct Notional Capital Financing Charges in Estimates	(6,571,137)	(4,047,100)	(5,592,200)	(3,633,000)	
- Add Cost of Loan Repayments, Revenue Contributions and Interest Paid	(44,037)	1,581	31,300	31,300	
Revenue Contributions to Capital	1,091,960	59,600	923,400	408,600	
Contributions to / (from) Reserves	3,842,725	(356,101)	(807,300)	473,900	
Net External Investment Interest Received	(362,309)	(316,184)	(355,700)	(321,100)	
IAS19 Adjustments	5,882,014	(623,700)	(101,900)	(101,900)	
Accumulated Absences Account	(47,365)	-	-	-	
Surplus / (Deficit)	-	-	5,132	-	
Contributions to / (from) General Fund Balance	(2,302,357)	(100,000)	(100,000)	(28,000)	
<b>NET EXPENDITURE FOR DISTRICT PURPOSES</b>	<b>18,232,565</b>	<b>15,851,307</b>	<b>16,231,532</b>	<b>16,103,067</b>	
Less: Revenue Support Grant / NNDR Redistribution	(10,462,240)	(7,836,202)	(7,836,202)	(6,984,518)	
Less: General Grants	(40,853)	(193,236)	(573,461)	(1,295,292)	
Collection Fund (Surplus) / Deficit	-	-	-	28,000	
<b>EXPENDITURE BORNE BY COUNCIL TAX - WARWICK DISTRICT COUNCIL</b>	<b>7,729,472</b>	<b>7,821,869</b>	<b>7,821,869</b>	<b>7,851,257</b>	
Aggregate Parish Council Expenditure	1,073,519	1,116,543	1,116,543	1,170,519	
<b>COMBINED DISTRICT AND PARISH EXPENDITURE BORNE BY COUNCIL TAX</b>	<b>8,802,991</b>	<b>8,938,412</b>	<b>8,938,412</b>	<b>9,021,776</b>	
Warwickshire County Council Expenditure	60,802,401	61,529,222	61,529,222	61,760,398	
Warwickshire Police Authority Expenditure	9,162,965	9,272,498	9,272,498	9,674,247	
<b>TOTAL EXPENDITURE BORNE BY COUNCIL TAX</b>	<b>78,768,357</b>	<b>79,740,132</b>	<b>79,740,132</b>	<b>80,456,421</b>	
<b>BAND D EQUIVALENT COUNCIL TAX:</b>					
Warwick District Council	146.86	146.86	146.86	146.86	
Parish and Town Councils (Average)	20.39	20.96	20.96	21.89	
<b>DISTRICT &amp; PARISH BAND D EQUIVALENT COUNCIL TAX</b>	<b>167.25</b>	<b>167.82</b>	<b>167.82</b>	<b>168.75</b>	
Warwickshire County Council	1,155.25	1,155.25	1,155.25	1,155.25	
Warwickshire Police Authority	174.10	174.10	174.10	180.96	
<b>TOTAL BAND D EQUIVALENT COUNCIL TAX</b>	<b>1,496.60</b>	<b>1,497.17</b>	<b>1,497.17</b>	<b>1,504.96</b>	
Council Tax Base (Band D Equivalents)	52,631.57	53,260.72	53,260.72	53,460.83	

**MICHAEL DOODY**  
Leader of the Executive

**MIKE SNOW**  
Responsible Financial Officer

## WHERE THE MONEY COMES FROM



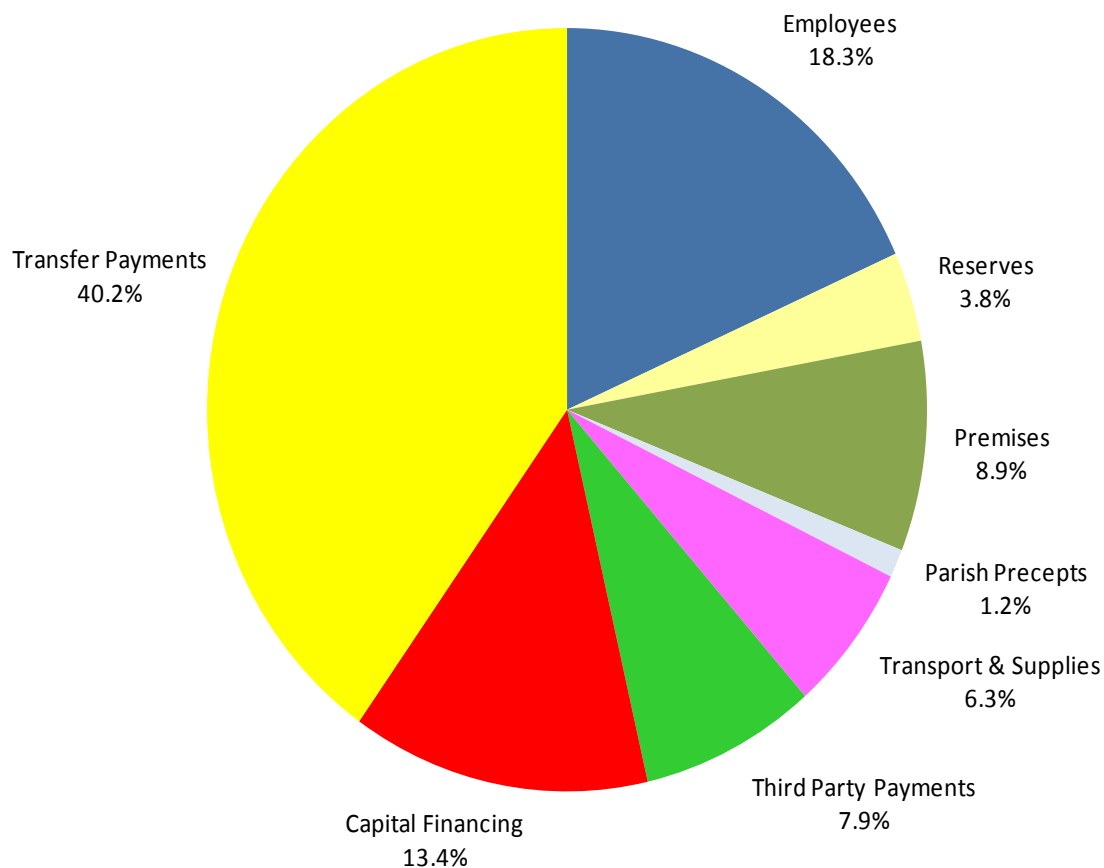
### 2011/12 REVISED

£'000	%	
23,970	24.8	Rents
518	0.5	Interest Received
40,210	41.5	Housing and Council Tax Benefit Grant
2,210	2.3	Other Grants and Contributions
8,938	9.2	Collection Fund / Council Tax
8,410	8.7	Revenue Support Grant
		Other Income:
8,684	9.0	- Fees and Charges
2,866	3.0	- Sales and Other
1,009	1.0	- Contributions From Reserves
<b>96,815</b>	<b>100.0</b>	<b>TOTAL</b>

### 2012/13 ESTIMATE

£'000	%
25,829	26.5
459	0.5
40,284	41.3
2,161	2.2
8,994	9.2
8,280	8.5
8,965	9.2
2,383	2.5
102	0.1
<b>97,457</b>	<b>100.0</b>

## HOW THE MONEY WILL BE SPENT



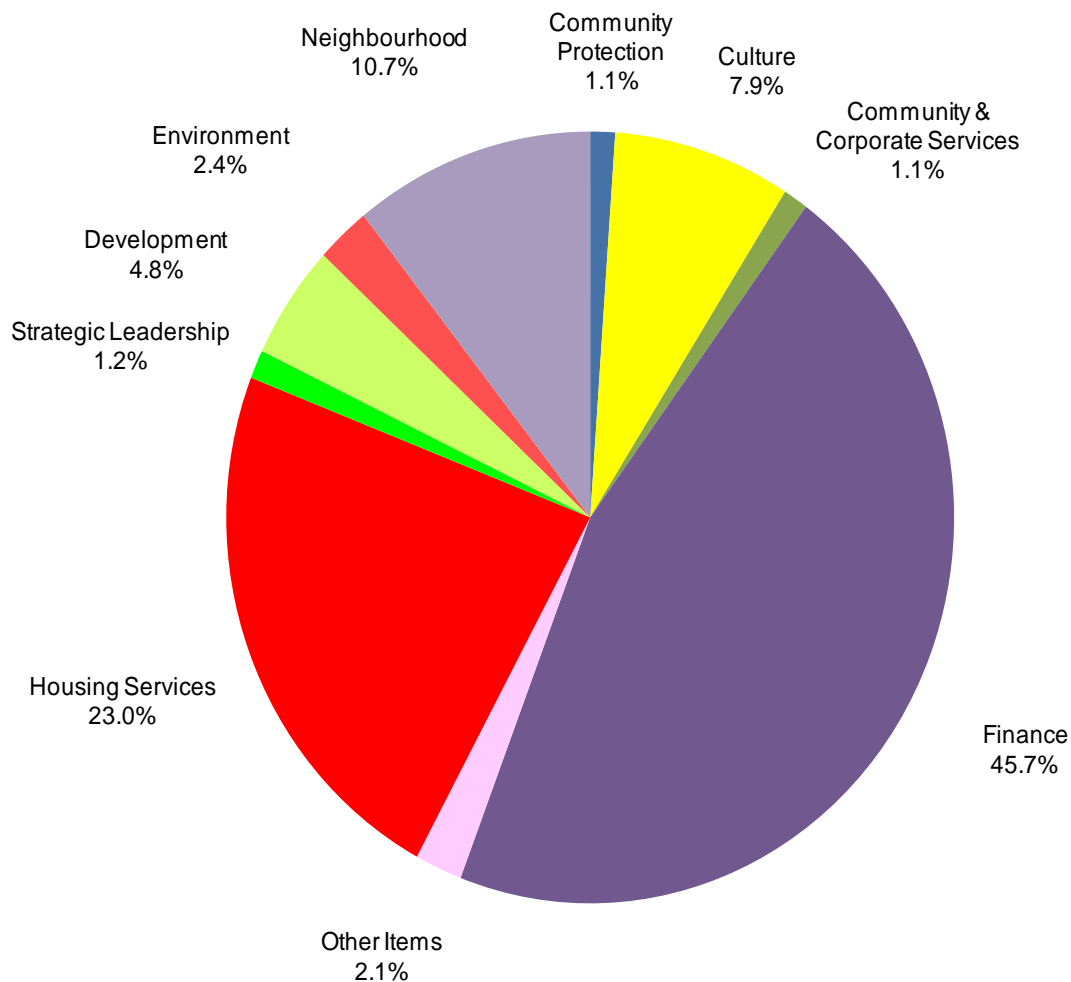
### 2011/12 REVISED

£'000	%	
17,708	18.3	Employees
8,868	9.2	Premises Related Expenditure
		Transport and Supplies:
414	0.4	- Transport Related Expenses
6,877	7.1	- Supplies and Services
8,314	8.6	Third Party Payments
46,874	48.4	Transfer Payments
2,366	2.4	Capital Financing Costs
4,277	4.4	Contributions to Reserves
1,117	1.2	Parish Precepts
<b>96,815</b>	<b>100.0</b>	<b>TOTAL</b>

### 2012/13 ESTIMATE

£'000	%
17,842	18.3
8,626	8.9
397	0.4
5,758	5.9
7,737	7.9
39,190	40.2
13,077	13.4
3,659	3.8
1,171	1.2
<b>97,457</b>	<b>100.0</b>

## WHAT THIS MONEY WILL PROVIDE



### 2011/12 REVISED

£'000	%	
1,492	1.5	Strategic Leadership
1,176	1.1	Community Protection
7,818	7.6	Culture
1,740	1.7	Community & Corporate Services
4,996	4.9	Development
2,480	2.4	Environment
42,569	41.4	Finance
28,222	27.5	Housing Services
10,176	9.9	Neighbourhood
		Other Items
928	0.9	- Other Services
1,116	1.1	- Parish Precepts
<b>102,713</b>	<b>100.0</b>	<b>TOTAL FOR BEST VALUE PURPOSES</b>
<b>(5,898)</b>		<b>Notional Capital Charge Adjustments</b>
<b>96,815</b>		<b>TOTAL</b>

### 2012/13 ESTIMATE

£'000	%
1,128	1.2
1,017	1.1
7,408	7.9
988	1.1
4,548	4.8
2,269	2.4
42,999	45.7
21,638	23.0
10,021	10.7
855	0.9
1,171	1.2
<b>94,042</b>	<b>100.0</b>
<b>3,415</b>	
<b>97,457</b>	

## **WEEKLY COSTS OF WARWICK DISTRICT COUNCIL SERVICES**

The Council has set a tax of £168.75 on band D properties in 2012/13. Deducting parish precepts leaves £146.86 to pay for Warwick District Council services. This is equivalent to £2.82 per week and a breakdown of this cost over the various portfolio areas is given below:

	<b>Pence Per Week p</b>
COMMUNITY and CORPORATE SERVICES	9
CULTURE	76
DEVELOPMENT	43
ENVIRONMENT and COMMUNITY PROTECTION:	
- COMMUNITY PROTECTION	9
- ENVIRONMENT SERVICES	15
FINANCE	35
HOUSING and PROPERTY - GENERAL FUND	38
NEIGHBOURHOOD SERVICES	93
STRATEGIC LEADERSHIP	20
APPLICATION OF RESERVES & GENERAL GRANTS	(56)
	<hr/>
<b>WEEKLY COST OF WARWICK DISTRICT COUNCIL SERVICES</b>	<b>282</b>
	<hr/> <hr/>

## **EMPLOYEE ESTIMATES**

The following table gives the estimated numbers of employees expressed as whole-time equivalents which have been included in the Council's budget for 2012/13:

	<b>Employees</b>
COMMUNITY and CORPORATE SERVICES	90.7
CULTURE	114.0
DEVELOPMENT	58.6
ENVIRONMENT and COMMUNITY PROTECTION:	
- COMMUNITY PROTECTION	21.0
- ENVIRONMENT SERVICES	35.0
FINANCE	72.8
HOUSING and PROPERTY - GENERAL FUND	38.4
HOUSING REVENUE ACCOUNT	78.8
NEIGHBOURHOOD SERVICES	58.0
STRATEGIC LEADERSHIP	19.0
	<hr/>
	<b>586.3</b>
	<hr/> <hr/>

**PARISH and TOWN COUNCIL PRECEPTS**

The table below gives the precept requested by each Parish Council in the Warwick District Council area for 2012/13, together with the Council Tax Base for each Parish:

	<b><u>Precept</u></b> <b>£</b>	<b><u>Council</u></b> <b><u>Tax Base</u></b>	<b><u>Charge per</u></b> <b><u>Band D</u></b> <b><u>Equivalent</u></b> <b>£</b>
Baddesley Clinton	2,800.00	90.38	30.98
Baginton	7,760.00	335.71	23.12
Barford, Sherbourne and Wasperton	29,975.00	831.01	36.07
Beausale, Haseley, Honiley and Wroxall	9,478.00	330.09	28.71
Bishops Tachbrook	29,759.00	1,024.31	29.05
Bubbenhall	10,000.00	325.65	30.71
Budbrooke	23,870.00	782.20	30.52
Burton Green	10,333.00	447.73	23.08
Bushwood	0.00	11.64	0.00
Cubbington	40,000.00	1,563.67	25.58
Eathorpe, Hunningham, Offchurch, and Wappenbury	4,900.00	329.49	14.87
Hatton	10,600.00	965.22	10.98
Kenilworth	180,791.00	9,960.93	18.15
Lapworth	16,700.00	947.71	17.62
Royal Leamington Spa	304,091.00	17,101.43	17.78
Leek Wootton and Guys Cliffe	7,262.00	530.61	13.69
Norton Lindsey	5,000.00	221.80	22.54
Old Milverton and Blackdown	4,200.00	237.47	17.69
Radford Semele	19,523.00	822.50	23.74
Rowington	20,430.00	543.40	37.60
Shrewley	6,765.00	432.30	15.65
Stoneleigh and Ashow	7,412.00	507.87	14.59
Warwick	309,900.00	11,826.02	26.20
Weston-under-Wetherley	10,500.00	194.62	53.95
Whitnash	98,470.00	3,097.07	31.79
<b>TOTALS</b>	<b><u>1,170,519.00</u></b>	<b><u>53,460.83</u></b>	