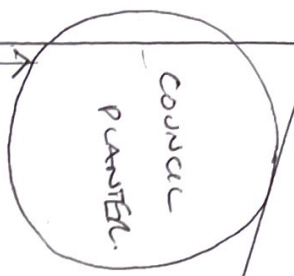


PLANS NOT TO SCALE

SIDE



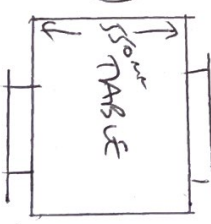
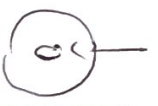


THROUGHWAY

PARALLEL

2m

3.5m



8m

1m  
PARALLEL

(COUNCIL PROVIDED)

POOL

WINDOWS 2m

CAGE