



YOUR
HOME
YOUR
CHOICE



DECORATING CENTRE



Welcome...

...to the Warwick District Council Decorating Scheme.

In partnership with Johnstone's Trade, we are supplying you with a selection of high quality paints and products to help you decorate your home.

This booklet contains useful information to help you order your pack.



In partnership with



How to place your order

By phone

Please quote '**Warwick District Council Decorating Scheme**' and your unique ID number.

When ordering please state the colour you would like and whether you will collect your order from the Johnstones Decorating Centre, or if you prefer your order to be home delivered. If you are having your goods delivered, please provide a contact telephone number.

By e-mail

Please provide the following information:

- Unique voucher ID
- Contact name
- Telephone number
- Colour of paint required

State whether you would like to collect your order or if you would prefer to have your order delivered.

If you would like your order to be delivered, please include a delivery address. Please note your decorating pack will be delivered free of charge.

Collections & deliveries

Order collections

You can collect your order from the Johnstones Decorating Centre. Please take your Tenancy Agreement, Photo ID, or Utility Bill with you as identification, as well as your Johnstones Voucher.

Order deliveries

Delivered orders will be attempted three times. After this your order will be available to collect from the Johnstones Decorating Centre you placed your order with.



How to contact us

Email us at:
orderline.acuk@ppg.com

Find out more at:
www.johnstonestrade.com



Handy Decorating Tips

To ensure a successful and pain free project, why not take advantage of the following Johnstone's Trade tips and advice that has come from years of industry experience.



Tricks of the trade

- Choose the width of brush to suit the job, for example use a 2" brush for skirting boards and a 3" brush for walls.
- If you are changing the colour of your wall, then two or even three coats may be necessary.
- To get good results when you're painting, work in a logical sequence. For example, on a wall start in the top corner and paint about a square metre, then paint the square metre underneath and so on, working your way down the wall to the skirting board. Then move across the wall and start again at ceiling level.
- Medium pile rollers should be used on smooth surfaces.
- Long pile rollers should be used on textured surfaces like a textured ceiling.
- Fill a roller tray approximately one third full. Move the roller down the paint and then back to spread the paint evenly.
- Push the roller across the wall or ceiling in a series of parallel runs, then roller the paint out to merge the strips with diagonal strokes. Use a brush in the corners and along the edges where a wall meets the ceiling or skirting board.


5 top painting tips!

1. Prepare all surfaces properly.
2. Select the right paint for the job.
3. Carefully read and follow the instructions on the paint can.
4. Two thin coats are better than one thick coat.
5. Clean brushes and rollers immediately after use in warm soapy water or with Fat Hog Brush Cleaner.

Painting woodwork

Start by rubbing the wood down with sandpaper to get a smooth surface. Then apply an undercoat (e.g. Johnstone's Trade Aqua Undercoat) to give a smooth base layer. When the undercoat is dry, the surface will be ready to apply the decorative top coat (e.g. Johnstone's Trade Aqua Gloss).

To stop the paint forming lines, always brush out towards an edge (e.g. to the edge of a door frame) and use masking tape around any areas you want to protect.



Colour choice

Colour is the best way to make a house a home.
Please choose your wall and ceiling colours from the palette* shown below.

Modern Classics



Neutrals



Off Whites & Yellows




Oranges & Reds




Pinks & Purples



Blues

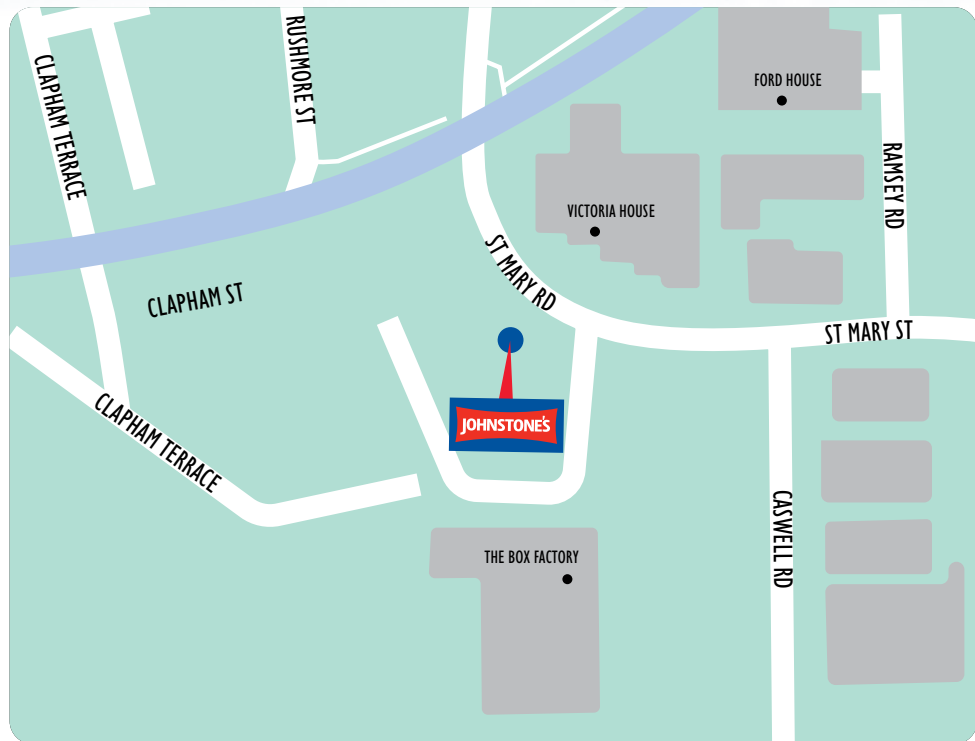


Greens



*Please note – Due to technical reasons of displaying colours on screens and screen settings being different from one device to the next there may be variations in the colour you see on your screen and the colour of the paint.

Leamington



Address

Sydenham Industrial Estate, 17B
St Mary's Road
Leamington Spa CV31 1PR

Opening Hours

Mon to Fri: 7.30am - 5.00pm
Sat: 8.00am - 12noon
Sun: Closed

Tel: 01926 335425

Email

jdcleamington@ppg.com



DECORATING CENTRE



PPG Architectural Coatings, Huddersfield Road,
Birstall, Batley, West Yorkshire, WF17 9XA