




Bowls Green,
Victoria Park



The Aviary Café,
Jephson Gardens



Royal Pump Rooms



Jephson Gardens




Linden Arches (1875)

Introduction

The Spa Gardens are a ribbon of grade II listed parks and gardens along the River Leam in Royal Leamington Spa. They were laid out between 1814 and 1903, and each has its own special heritage.

These two walking routes all start at the newly restored bandstand in the Pump Room Gardens. Interesting points along the routes are marked on the map overleaf. Both routes follow flat terrain and are accessible for wheelchair users and buggies.



York Bridge, Pump Room Gardens



The Sensory Garden
2015

The Sensory Garden,
Jephson Gardens

Volunteer with us

We are looking for volunteers to inspire people to connect with their local green spaces. Could you help us with events and activities, support community workshops, or assist with project research and evaluation?

If you value your local parks and open spaces and enjoy meeting new people, we'd love to hear from you!

For more information email:
greenspaces@warwickdc.gov.uk





Contact Us

Keep up to date with the Pump Room Gardens project, upcoming events, and volunteering opportunities.

- [✉ greenspaces@warwickdc.gov.uk](mailto:greenspaces@warwickdc.gov.uk)
- www.warwickdc.gov.uk/pumproomgardens
- [f pumproomgardens](https://www.facebook.com/pumproomgardens)
- [@pumproomgardens](https://twitter.com/pumproomgardens)
- [i PumpRoomGardens](https://www.instagram.com/PumpRoomGardens)




Pump Room Gardens • Victoria Park • Jephson Gardens

The Spa Gardens

Short walks around the green spaces of *Royal Leamington Spa*

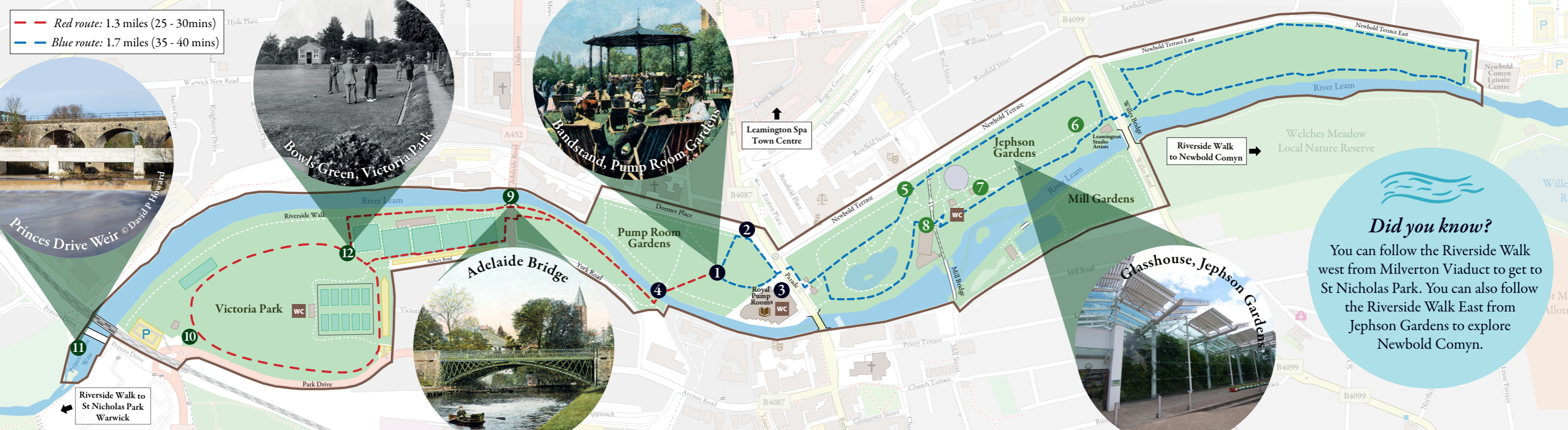
Pump Room Gardens
HERITAGE LOTTERY FUND
RESTORATION PROJECT





www.warwickdc.gov.uk





Did you know?
 You can follow the Riverside Walk west from Milverton Viaduct to get to St Nicholas Park. You can also follow the Riverside Walk East from Jephson Gardens to explore Newbold Comyn.

Victoria Park

This park was landscaped by William de Normanville and opened in 1899. The circular path around Victoria Park is exactly half a mile in length.

- 9 Adelaide Bridge (1891) – an iron bridge constructed as part of William de Normanville’s improvements to the town
- 10 Princes Drive Viaduct (1851) – a stone railway viaduct originally built for the Rugby-Leamington line and still used by trains travelling between Royal Leamington Spa and Coventry
- 11 Princes Drive Weir
- 12 Bowling Greens (1913) – international standard greens and the venue for the women’s and men’s Bowls England National Championships

Pump Room Gardens

These Gardens were laid out in 1814 to allow patrons of the Royal Pump Rooms next door to exercise after taking the spa waters. The Pump Room Gardens has recently benefited from a £1.4m restoration to health, funded by National Lottery Heritage Fund.



- 1 Bandstand (1889) – supplied by Walter MacFarlane and Co
- 2 Linden Arches (1875) – ornamental globe lights restored in 2012
- 3 Royal Pump Rooms (1814) – now home to Leamington Spa Art Gallery and Museum, Leamington Library, and the Visitor Information Centre
- 4 York Bridge (1893) – built to help connect the Spa Gardens

Jephson Gardens

Opened in 1846, this formal Victorian park is known for its beautiful flowerbeds.



- 5 Jephson Memorial (1846) – a domed temple erected in tribute to Dr Henry Jephson, after whom the park is named
- 6 De Normanville Sculpture (2015) – acknowledges the contributions that William de Normanville, civil engineer made to the town
- 7 Aviary Café (1899) – designed to look like a bandstand, this structure has beautiful ironwork, and housed birds from 1963-1992
- 8 Glasshouse (2003) – a modern building which contains a range of interesting tropical and temperate plants

Further along the river

Newbold Comyn
 Newbold Comyn is a 300 acre country park on the outskirts of Leamington Spa and includes public footpaths linking to Offchurch. Leam Valley Local Nature Reserve, managed in partnership with Warwickshire Wildlife Trust, is a perfect place to spot local wildlife; with a wetland area, woodland, meadow and riverbank habitats.

St Nicholas Park (Approx 1.4 miles from Princes Drive Weir)
 Originally a meadow, St Nicholas Park in Warwick was laid out in the 1930s and has since become a popular park for a great day out in Warwick, with its play area, skate park, paddling pool, tennis courts, café and funfair. The park is also the site of St Nicholas Park Leisure Centre.

For further information, visit: stnicholaspark.co.uk
 And for more information on all of our parks, please visit: warwickdc.gov.uk/parks