



Hackney Carriage & Private Hire Vehicle Inspection Fair Wear and Tear Guide

Version 2

This inspection is **not** an MOT. The standards required by this inspection are **over and above** the standards of roadworthiness described in the MOT standards. These are conditions imposed by the Licence for the Vehicle to be used as a Hackney Carriage or Private Hire Taxi.

The licence requires the vehicle to be kept in an efficient, safe, roadworthy, clean and tidy condition. This document is a guide to allow the visual identification of what Warwick District Council considers to be fair wear and tear in practice.

This guidance is divided into sections to correspond with the Hackney Carriage and Private Hire Inspection form.

However, if you believe that the **total** condition of the vehicle is unacceptable for a member of the public to travel in then the vehicle must be immediately referred to Licensing Department. This judgement should be made using the following question:

'Would you, a friend or family member wish to travel in this vehicle if they were dressed smartly?'

**Hackney Carriage & Private Hire
Vehicle Inspection Fair Wear and Tear Guide
Version 2**

Contents

Body Work & Exterior Condition	1
Lighting	5
Wheel Trims, Disabled Step & Wheelchair Accessories	6
Seats & Upholstery Condition	7
Interior Condition	8
Fire Extinguisher	10
First aid Kit	10
Tyres	11

BODY WORK & EXTERIOR CONDITION

Specific Standard: Must be rust free and contain no dents or deep scratches

✓ PASS

Any examples comparable with below. Max one or two small body work issues identified acceptable otherwise issues becomes unacceptable.

Record on inspection form. As guidance officers will give until the next routine inspection to correct. (max 6 months)


✗ FAIL

Any examples comparable with below or multiple minor issues.

As guidance Officers will give licensee 2 months from the date of inspection to correct works.


SCRATCHES: Any scratch that is less than 25mm which can be polished out is acceptable.

SCRATCHES: Any scratch which cannot be polished out or is greater than 25mm is unacceptable.



DENTS: Any single dent smaller than 25mm or a 10p piece without paint damage is acceptable.

DENTS: Any dent with paint damage or larger than 25mm or a 10p piece is unacceptable.



BODY WORK & EXTERIOR CONDITION (continued)

Specific Standard: Must be rust free and contain no dents or deep scratches

✓ PASS

Any examples comparable with below. Max one or two small body work issues identified acceptable otherwise issues becomes unacceptable.

Record on inspection form. As guidance officers will give until the next routine inspection to correct. (max 6 months)


✗ FAIL

Any examples comparable with below or multiple minor issues.

As guidance Officers will give licensee 2 months from the date of inspection to correct works.

CHIPS & PAINT TRANSFER: Small chips or paint transfer on paintwork to two or less panels without corrosion or dent.

CHIPS & PAINT TRANSFER: Small chips or paint transfer on paintwork with corrosion or dent. Chips in paintwork in three or more panels.




RUST: Any single patch of rust less than 25mm or a 10p piece which is untreated.

RUST: Any untreated rust large patch larger than 25mm or a 10p piece or any treated rust which requires further treatment or multiple patches of rust.



OTHER MARKS: No other marks to paintwork.

OTHER MARKS: Sticky patches from old signage is unacceptable.



BODY WORK & EXTERIOR CONDITION (continued)

Specific Standard: Must be rust free and contain no dents or deep scratches

✓ PASS

Any examples comparable with below. Max one or two small body work issues identified acceptable otherwise issues becomes unacceptable.

Record on inspection form. As guidance officers will give until the next routine inspection to correct. (max 6 months)

✗ FAIL

Any examples comparable with below or multiple minor issues.

As guidance Officers will give licensee 2 months from the date of inspection to correct works.

BUMPERS & TRIMS:

Undamaged and in place.

BUMPERS AND TRIMS:

Any damaged, broken, holed or missing trims or bumpers.

DOOR MIRRORS: Minor scuffing provided that the paint is not broken.

DOOR MIRRORS:

Broken or missing mirrors



WARWICK DISTRICT COUNCIL ISSUED LICENCE PLATE:

Affixed securely to the external rear of vehicle with the sticky back of the plate. Any single patch of rust less than 25mm or a 10p piece which is untreated.

WARWICK DISTRICT COUNCIL ISSUED LICENCE PLATE:

Loose/ill fitting plate or any plate not affixed securely to the vehicle with anything other than the sticky back of the plate. Any plate in the rear window or not on the external rear of the vehicle.



LIGHTING (INCLUDING 'TAXI' LIGHT ON HACKNEY CARRIAGES)

Specific Standard: Must be in good repair and working condition

✓ PASS

Any examples comparable with below. Max one or two small body work issues identified acceptable otherwise issues becomes unacceptable.

Record on inspection form. As guidance officers will give until the next routine inspection to correct. (max 6 months)

✗ FAIL

Any examples comparable with below or multiple minor issues.


As guidance Officers will give licensee 2 months from the date of inspection to correct works.

INTERNAL LIGHTING:

If present must be in good repair and working condition.

INTERNAL LIGHTING:

Poor repair, loose, missing or broken lighting is unacceptable.





EXTERNAL LIGHTING:

Minor cracks less than 25mm provided the cover remains in a solid condition and the lights work is acceptable.

EXTERNAL LIGHTING:

Broken/ missing / not working lights or cracks larger than 25mm are unacceptable.



WHEEL TRIMS, DISABLED STEP & WHEELCHAIR ACCESSORIES

✓ PASS

Any examples comparable with below. Max one or two small body work issues identified acceptable otherwise issues becomes unacceptable.

Record on inspection form. As guidance officers will give until the next routine inspection to correct. (max 6 months)

WHEELS TRIMS & DISABLED STEPS:
Minor abrasions up to 150mm in length.



WHEELCHAIR ACCESSORIES:
If wheelchair accessible, ramps and belts should be present to enable the safe access/egress of the vehicle and the necessary restraining of the wheelchair.



✗ FAIL


Any examples comparable with below or multiple minor issues.

As guidance Officers will give licensee 2 months from the date of inspection to correct works.

WHEELS TRIMS & DISABLED STEPS:
Abrasions over 150mm in length.



WHEELCHAIR ACCESSORIES:
Unacceptable if vehicle wheelchair accessible and wheelchair accessories are not present or are incorrect for the vehicle type.



SEATS & UPHOLSTERY CONDITION

Specific Standard: Must be no tears, holes, sagging and must be clean and tidy.

✓ PASS

Any examples comparable with below. Max one or two small body work issues identified acceptable otherwise issues becomes unacceptable.

Record on inspection form. As guidance officers will give until the next routine inspection to correct. (max 6 months)

SEATS & UPHOLSTERY:
Small stains or repaired damaged less than 50mm is acceptable. Maximum of two stains. Ill-fitting seat covers must be refitted.



✗ FAIL

Any examples comparable with below or multiple minor issues.

As guidance Officers will give licensee 2 months from the date of inspection to correct works.

SEATS & UPHOLSTERY:
Multiple small stains or repaired damaged less than 50mm; large stains or repaired damage greater than 50 mm; any unrepaired damage, tears, holes or sagging is unacceptable.



INTERIOR CONDITION

Specific Standard: Clean, Tidy and in good repair

✓ PASS

Any examples comparable with below. Max one or two small body work issues identified acceptable otherwise issues becomes unacceptable.

Record on inspection form. As guidance officers will give until the next routine inspection to correct. (max 6 months)

✗ FAIL

Any examples comparable with below or multiple minor issues.

As guidance Officers will give licensee 2 months from the date of inspection to correct works.

SEAT BELTS:

In good repair and working condition.

SEAT BELTS:

In poor repair or non-working condition. Tape around the belt or clasp



INTERIOR: Clean, tidy and in good repair. Light scratching to plastic trims in passenger and load areas. Any tape must be removed (If broken beneath this becomes unacceptable). Well fitting flooring in good condition.

INTERIOR: Damage to trims and fittings. Unclean, untidy or in poor repair. Broken panels between passenger and driver. Ill fitting floorcovering in which heels of shoes could get caught.



INTERIOR CONDITION (continued)

Specific Standard: Must be no tears, holes, sagging and must be clean and tidy.

✓ PASS

Any examples comparable with below. Max one or two small body work issues identified acceptable otherwise issues becomes unacceptable.

Record on inspection form. As guidance officers will give until the next routine inspection to correct. (max 6 months)

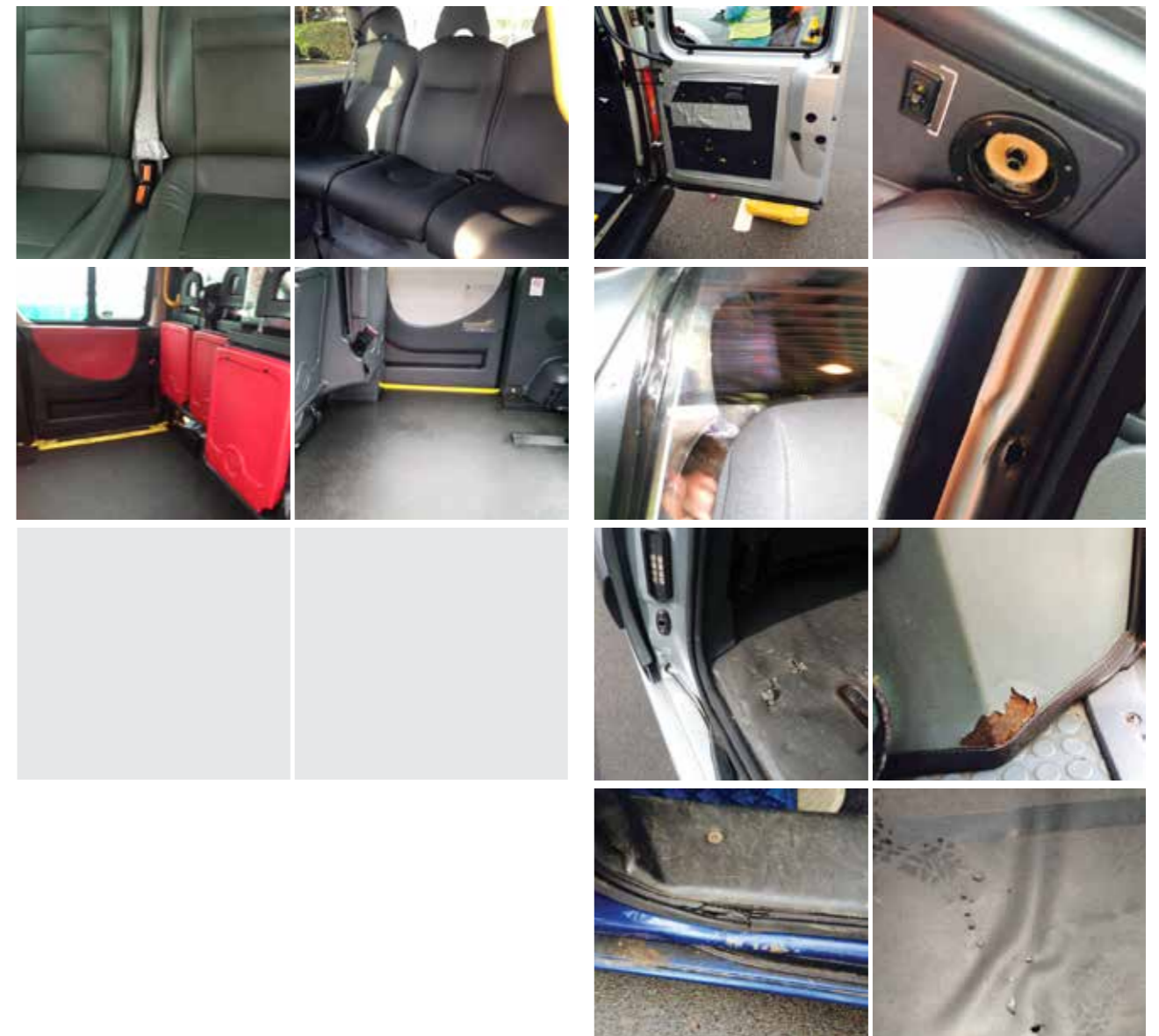
✗ FAIL

Any examples comparable with below or multiple minor issues.

As guidance Officers will give licensee 2 months from the date of inspection to correct works.

INTERIOR: Clean, tidy and in good repair. Light scratching to plastic trims in passenger and load areas. Any tape must be removed (If broken beneath this becomes unacceptable). Well fitting flooring in good condition.

INTERIOR: Damage to trims and fittings. Unclean, untidy or in poor repair. Broken panels between passenger and driver. Ill fitting floorcovering in which heels of shoes could get caught.



FIRE EXTINGUISHER

Specific Standard:

The vehicle must be fitted with a 1KG BC Dry Powder Type extinguisher which is in date and must be kept charged, full and ready for immediate use. It must be easily accessed by the driver of the vehicle from his seat. The extinguisher must comply with BSEN3 and serviced in accordance with BS5306 on an annual basis. A certificate of inspection must be made available.

- The date of expiry of the certificate of service or extinguisher should be recorded.
- The date on the fire extinguisher should match the date on the certificate of service.
- Assessment should be made of the level of pressure in the extinguisher.
- Record the colour to which the pressure gauge indicates.

FIRST AID KIT

Specific Standard:

Every vehicle must carry a first aid kit in such a position that it is visible and available for immediate use in an emergency. The equipment must be within durability date. There must be no medication in the first aid kit.

The first aid kit must contain a good selection of equipment, a minimum of which is outlined below:

- Assorted sizes of sterile adhesive dressings
- Sterile eye pads
- Triangular bandages
- Safety pins
- Sterile unmedicated wound dressings
- Disposable gloves

Assessment should be made as to the adequacy of the first aid kit with reference to the above list.

Is there adequate products in the first aid kit for the driver to administer first aid to themselves.

Assessment should be made of the products in the first aid kit, check the dates on the packages to ensure they are within durability date.

TYRES

✓ PASS

Record on inspection form. As guidance officers will give until the next routine inspection to correct (max 6 months)

TREAD:

One tyre at minimum tread.

TYRE CONDITION:

Any scuffs that do not penetrate the top surface.

PRESSURE:

Adequate pressure for model of vehicle.

✗ FAIL

As guidance Officers will require the immediate replacement/inflation of the tyres.

TREAD:

Any tyre below minimum legal tread.
Two or more tyres at minimum legal tread.
Inadequate pressure in the tyres

TYRE CONDITION:

Any kerb damage, cuts, nicks, bulges or run flat punctures.

PRESSURE:

Inadequate pressure for model of vehicle.



www.warwickdc.gov.uk