

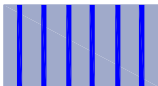














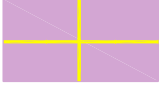








Key to Leamington & Whitnash Plans:

	<b>Pay &amp; Display, daily, 8am - 8pm, 1 hour stay, No return for 2 hours</b>		<b>Limited Waiting, daily, 8am - 8pm, 2 hours stay, No return for 4 hours except resident permit (L3) holders</b>
	<b>Pay &amp; Display, daily, 8am - 6pm, 2 hours stay, No return for 4 hours</b>		<b>Limited Waiting, daily, 8am - 8pm, 2 hours stay, No return for 4 hours except resident permit (L4) holders</b>
	<b>Pay &amp; Display, daily, 8am - 8pm, 2 hours stay, No return for 4 hours</b>		<b>Limited Waiting, daily, 8am - 8pm, 2 hours stay, No return for 4 hours except resident permit (L5) holders</b>
	<b>Pay &amp; Display, daily, 8am - 8pm, 2 hours stay, No return for 4 hours except resident permit (L1) holders</b>		<b>Limited Waiting, daily, 8am - 8pm, 4 hours stay, No return for 8 hours except resident permit (L5) holders</b>
	<b>Pay &amp; Display, daily, 8am - 8pm, 2 hours stay, No return for 4 hours except resident permit (L2) holders</b>		<b>Limited Waiting, daily, 8am - 8pm, 2 hours stay, No return for 4 hours except resident permit (L6) holders</b>
	<b>Pay &amp; Display, daily, 8am - 8pm, 2 hours stay, No return for 4 hours except resident permit (L3) holders</b>		<b>No Waiting At Any Time</b>
	<b>Pay &amp; Display, daily, 8am - 8pm, 2 hours stay, No return for 4 hours except resident permit (L4) holders</b>		<b>No Waiting &amp; No Loading At Any Time</b>
	<b>Limited Waiting, daily, 8am - 8pm, 15 mins stay, No return for 30 mins</b>		<b>Disabled Badge Holders Only</b>
	<b>Limited Waiting, daily, 8am - 8pm, 30 mins stay, No return for 1 hour</b>		<b>Disabled Badge Holders At All Times 8am - 8pm, daily: waiting limited to 1 hour stay, No return within 2 hours</b>
	<b>Limited Waiting, daily, 8am - 8pm, 1 hour stay, No return for 2 hours</b>		<b>Doctors Permit Holders Only</b>
	<b>Limited Waiting, daily, 8am - 8pm, 2 hours stay, No return for 4 hours</b>		<b>Loading Only</b>
	<b>Limited Waiting, daily, 8am - 8pm, 2 hours stay, No return for 4 hours except resident permit (L1) holders</b>		
	<b>Limited Waiting, daily, 8am - 8pm, 2 hours stay, No return for 4 hours except resident permit (L2) holders</b>		



PO Box 43, Shire Hall  
Warwick CV34 4SX  
Tel : 01926 410410  
Fax : 01926 491665  
Email : ptes@warwickshire.gov.uk  
Web : www.warwickshire.gov.uk

ENVIRONMENT AND  
ECONOMY DIRECTORATE

John Deegan BA, MSc, DipP, MCIT, MRTP  
Strategic Director  
Graeme Fitton BSc, MSc, CEng, MICE  
Deputy Strategic Director and Head of Warwickshire Engineering

Rev	Date	By	Ch'k	Amendment	NOTES	TITLE	DRN
					<b>To be read in conjunction with Plan Nos. TP 7282.3.1 - TP 7282.11.1</b>	<b>Leamington Residents' Parking and On-street Charging Scheme</b>	<b>WLB</b>
1	5/3/07	WLB	RB	Addition - P&D, daily, 8am - 6pm, 2hrs NR 4hrs.			DATE <b>02/11/06</b>
2	8/3/07	WLB	RB	Addition - LW, daily, 8am - 8pm, 4hrs NR 8hrs, except L5 permits.		<b>Map Schedule to Traffic Regulation Order</b>	SCALE <b>As shown</b>
3	8/3/07	WLB	RB	Removed - No Waiting, Monday - Friday, 10am - 6pm	<b>Areas not shaded on this plan indicate that the existing restriction, if there be a restriction, remain in force.</b>	<b>Town Centre Parking Zone Plan</b>	
4	8/3/07	WLB	RB	Removed - LW, daily, 8am - 8pm, 2 hrs NR 4hrs, except WH1 permits.	<small>Based on the Ordnance Survey map with the permission of the Controller of Her Majesty's Stationary Office © Crown Copyright. All rights reserved. Unauthorised reproduction infringes Crown Copyright and may lead to prosecution or civil proceedings. Warwickshire County Council, 2003/05/05, 504</small>		DRG. NO. <b>TP 7282.2.1</b>