






Key to Leamington & Whitnash Plans:

	Pay & Display, daily, 8am - 8pm, 1 hour stay, No return for 2 hours		Limited Waiting, daily, 8am - 8pm, 2 hours stay, No return for 4 hours except resident permit (L3) holders
	Pay & Display, daily, 8am - 6pm, 2 hours stay, No return for 4 hours		Limited Waiting, daily, 8am - 8pm, 2 hours stay, No return for 4 hours except resident permit (L4) holders
	Pay & Display, daily, 8am - 8pm, 2 hours stay, No return for 4 hours		Limited Waiting, daily, 8am - 8pm, 2 hours stay, No return for 4 hours except resident permit (L5) holders
	Pay & Display, daily, 8am - 8pm, 2 hours stay, No return for 4 hours except resident permit (L1) holders		Limited Waiting, daily, 8am - 8pm, 4 hours stay, No return for 8 hours except resident permit (L5) holders
	Pay & Display, daily, 8am - 8pm, 2 hours stay, No return for 4 hours except resident permit (L2) holders		Limited Waiting, daily, 8am - 8pm, 2 hours stay, No return for 4 hours except resident permit (L6) holders
	Pay & Display, daily, 8am - 8pm, 2 hours stay, No return for 4 hours except resident permit (L3) holders		No Waiting At Any Time
	Pay & Display, daily, 8am - 8pm, 2 hours stay, No return for 4 hours except resident permit (L4) holders		No Waiting & No Loading At Any Time
	Limited Waiting, daily, 8am - 8pm, 15 mins stay, No return for 30 mins		Disabled Badge Holders Only
	Limited Waiting, daily, 8am - 8pm, 30 mins stay, No return for 1 hour		Disabled Badge Holders At All Times 8am - 8pm, daily: waiting limited to 1 hour stay, No return within 2 hours
	Limited Waiting, daily, 8am - 8pm, 1 hour stay, No return for 2 hours		Doctors Permit Holders Only
	Limited Waiting, daily, 8am - 8pm, 2 hours stay, No return for 4 hours		Loading Only
	Limited Waiting, daily, 8am - 8pm, 2 hours stay, No return for 4 hours except resident permit (L1) holders		
	Limited Waiting, daily, 8am - 8pm, 2 hours stay, No return for 4 hours except resident permit (L2) holders		



PO Box 43, Shire Hall
Warwick CV34 4SX
Tel : 01926 410410
Fax : 01926 491665
Email : ptes@warwickshire.gov.uk
Web : www.warwickshire.gov.uk

ENVIRONMENT AND ECONOMY DIRECTORATE

John Deegan BA, MSc, DipP, MCIT, MRTP
Strategic Director
Graeme Fitton BSc, MSc, CEng, MICE
Deputy Strategic Director and Head of Warwickshire Engineering

Rev	Date	By	Ch'k	Amendment	NOTES	TITLE	DRN
1	5/3/07	WLB	RB	Addition - P&D, daily, 8am - 6pm, 2hrs NR 4hrs.	To be read in conjunction with Plan Nos. TP 7282.3.1 - TP 7282.11.1	Leamington Residents' Parking and On-street Charging Scheme	WLB
2	8/3/07	WLB	RB	Addition - LW, daily, 8am - 8pm, 4hrs NR 8hrs, except L5 permits.	Areas not shaded on this plan indicate that the existing restriction, if there be a restriction, remain in force.	Map Schedule to Traffic Regulation Order Town Centre Parking Zone Plan	DATE 02/11/06
3	8/3/07	WLB	RB	Removed - No Waiting, Monday - Friday, 10am - 6pm			SCALE As shown
4	8/3/07	WLB	RB	Removed - LW, daily, 8am - 8pm, 2 hrs NR 4hrs, except WH1 permits.	<small>Based on the Ordnance Survey map with the permission of the Controller of Her Majesty's Stationary Office © Crown Copyright. All rights reserved. Unauthorised reproduction infringes Crown Copyright and may lead to prosecution or civil proceedings. Warwickshire County Council, 2002/05, 004</small>		DRG. NO. TP 7282.2.1