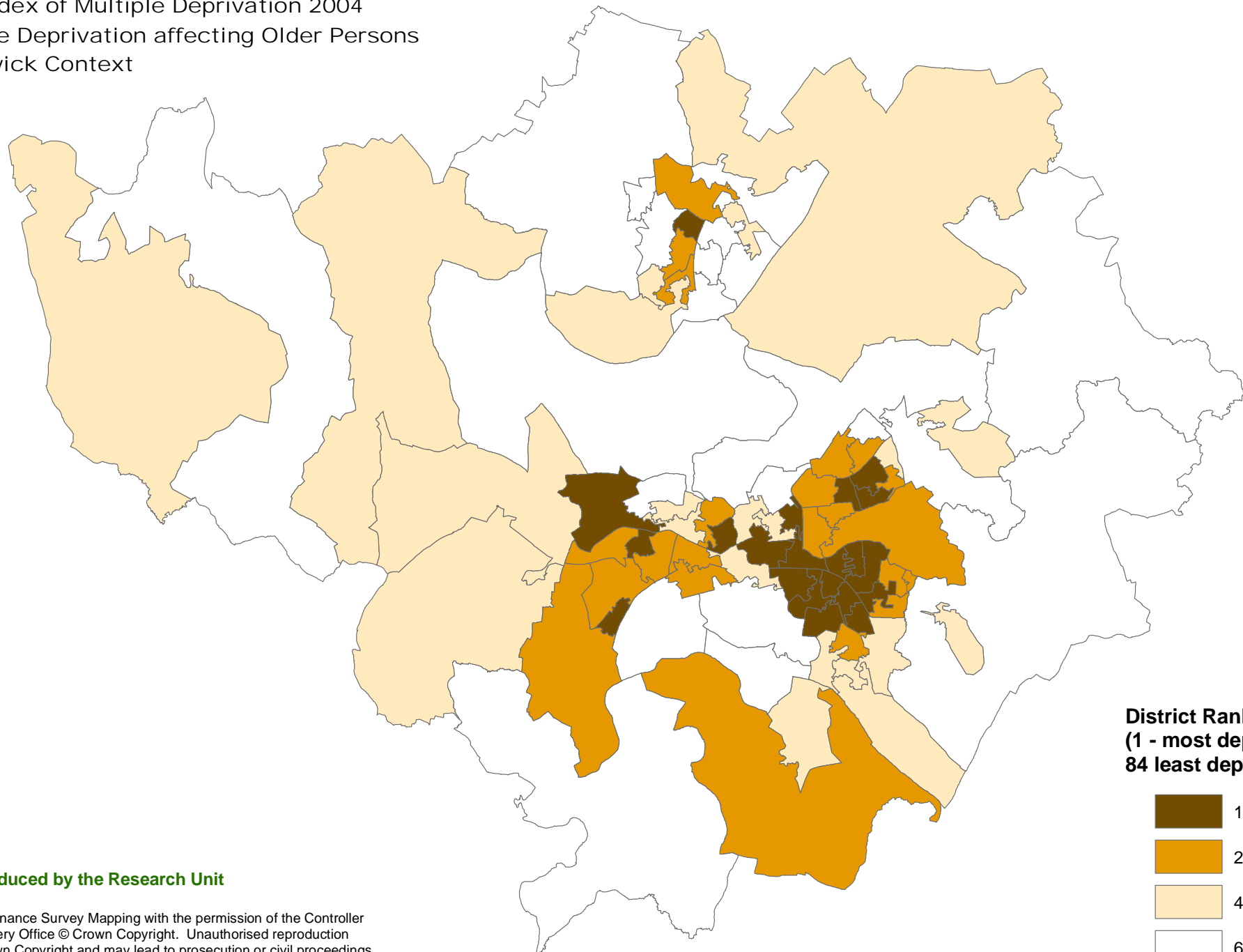






The Index of Multiple Deprivation 2004
Income Deprivation affecting Older Persons
- Warwick Context



District Rank
(1 - most deprived;
84 least deprived)

-  1 - 21
-  22 - 42
-  43 - 63
-  64 - 84

 **Produced by the Research Unit**

Based on Ordnance Survey Mapping with the permission of the Controller of the Stationery Office © Crown Copyright. Unauthorised reproduction infringes Crown Copyright and may lead to prosecution or civil proceedings. Warwickshire County Council Licence No. 100018285, 2004